



Let's E-learning!

Teacher Guidelines

What is E-learning?

- Electronic, internet-based module-management program
- Single location for
 - News and notices
 - Information about each module you are enrolled in
 - Communication between you and your students

Who Will Use E-learning?

- Every Faculty
- All teachers
- All students in good financial standing

What do you need to get started?

- Username– your email address
- Password – Password from IT Team
- Go to AUCA website: www.auca.ac.rw after click on e-learning



ADVENTIST UNIVERSITY OF CENTRAL AFRICA

Newsletter CBISD 2022 Conference Hostels Annou

INTERNATIONAL
CONFERENCE AND
EXHIBITION

CALL FOR PAPER:
“CAPACITY BUILDING FOR
INCLUSIVE SUSTAINABLE

MOTTO

Education for Eternity





ADVENTIST UNIVERSITY OF CENTRAL AFRICA

Username / email

Password

☐ Remember username

Log in

[Forgotten your username or
password?](#)

Cookies must be enabled in
your browser [?](#)

Some courses may allow
guest access

Log in as a guest

Your Email

Password



 Dashboard

 Site home


 Calendar

 Private files

 Content bank

 My courses

 RELH 6114

 Site administration

▼ Undergraduate

▷ Business Administration (123)

▷ Theology (59)

▷ Information Technology (45)

▷ Education (38)

▷ Nursing (3)

▼ Postgraduate

Navigating a Module Page

- Change the topic and put the name of your module unit
-
- Each unit may contain:
 - Information about the topic, including web links
 - File(s) that can be downloaded
 - Assignments
 - Other information you can access includes:
 - News forum: announcements and notifications
 - List of participants
 - GRADES

🎓 RELH 6114

👤 Participants

🛡️ Badges

☑️ Competencies

📅 Grades

📁 General

📁 20 September - 26 September

📁 27 September - 3 October

📁 4 October - 10 October



ADVENTIST UNIVERSITY
OF CENTRAL AFRICA

Online Guides ▾

Policies ▾

Online Resources ▾

Courses ▾

Plagiarism

English (en) ▾

RELH 6114 History of Christian Church



Dashboard / My courses / RELH 6114

Turn editing on



Announcements

20 September - 26 September

✚ 20 September - 26 September ✎

Edit ▼

+ Add an activity or resource

✚ 27 September - 3 October ✎

Edit ▼

+ Add an activity or resource

✚ 4 October - 10 October ✎

Edit ▼

+ Add an activity or resource

✚ 11 October - 17 October ✎

Edit ▼


+ Add an activity or resource




Call us : (+250) 724

 RELH 6114


 Participants


 Badges


 Competencies


 Grades

 General

 20 September - 26 September

 27 September - 3 October

 4 October - 10 October

 11 October - 17


All

Activities

Resources



Assignment



Attendance



BigBlueButton



Book




Chat



Choice



Database



External tool



Feedback



File




Folder



Forum



Glossary



H5P



IMS content package



Label




Lesson



Page



Quiz



SCORM package



Survey



Turnitin Assignment 2











URL



Wiki



-  RELH 6114
-  Participants
-  Badges
- ☒ Competencies
-  Grades
-  General
-  20 September - 26 September
-  27 September - 3 October
-  4 October - 10 October

Name 

Description



         



      

☐ Display description on course page 

Select files

Maximum size for new files: Unlimited

 Files

> My courses > RMS622 (I)

Announcements Edit

Topic 1 Edit

Topic 2 Edit

Topic 3 Edit

+ Add an activity or resource

+ Add an activity or resource

+ Add an activity or resource

+ Add an activity or resource

Navigation

- Dashboard
- Site home
- > Site pages
- > My courses
 - > RMS622 (I)
 - > Participants
 - > Badges
 - > Competencies
 - > Grades
 - > General
 - > Topic 1
 - > Topic 2
 - > Topic 3

Add an activity or resource




☐  Workshop

RESOURCES

☐  Book

☒  File

☐  Folder

☐  IMS content package

☐  Label

☐  Page

☐  URL

The file module enables a teacher to provide a file as a course resource. Where possible, the file will be displayed within the course interface; otherwise students will be prompted to download it. The file may include supporting files, for example an HTML page may have embedded images.

Note that students need to have the appropriate software on their computers in order to open the file.

A file may be used

- To share presentations given in class
- To include a mini website as a course resource
- To provide draft files of software programs so students can edit and submit them for assessment


Add

Cancel

Add an activity or resource




ACTIVITIES

☒  Assignment

☐  Chat

☐  Choice

☐  Database

☐  External tool

☐  Feedback

☐  Forum

☐  Glossary

The assignment activity module enables a teacher to communicate tasks, collect work and provide grades and feedback.

Students can submit any digital content (files), such as word-processed documents, spreadsheets, images, or audio and video clips. Alternatively, or in addition, the assignment may require students to type text directly into the text editor. An assignment can also be used to remind students of 'real-world' assignments they need to complete offline, such as art work, and thus not require any digital content. Students can submit work individually or as a member of a group.

When reviewing assignments, teachers can leave feedback comments and upload files, such as marked-up student submissions, documents with comments or spoken audio feedback. Assignments can be graded using a numerical or custom


▼ General

Name 

Note of Research Method

Description



☐ Display description on course page 

Select files

Maximum size for new files: 512MB





File picker




 Server files

 Recent files

 Upload a file

 URL downloader

 Private files

 Wikimedia



File picker

Server files

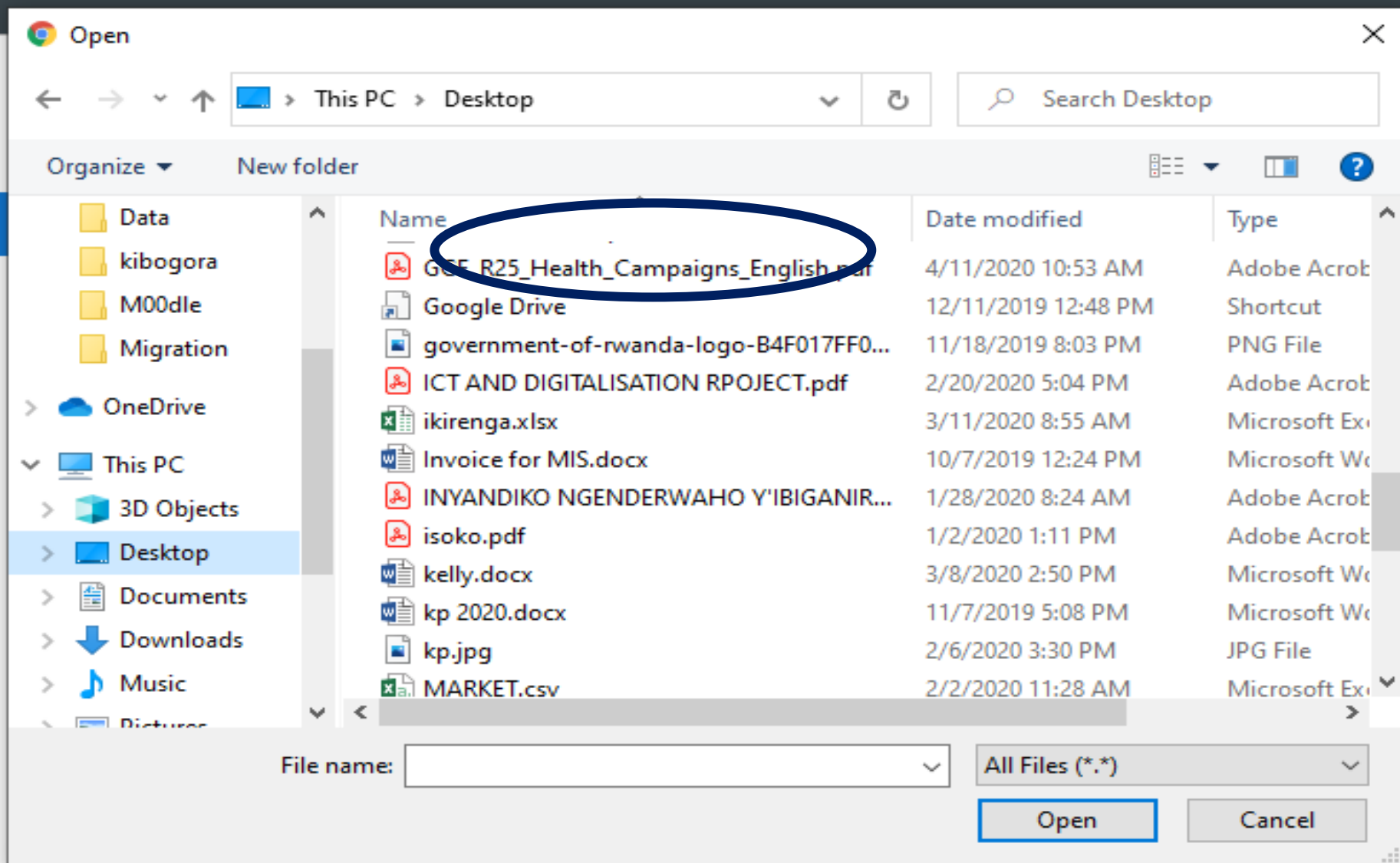
Recent files

Upload a file

URL downloader

Private files

Wikimedia



Upload this file

File picker



 Server files

 Recent files

 Upload a file

 URL downloader

 Private files

 Wikimedia



Attachment

GCE_R25_Healt..._English.pdf

Save as


Author




Viateur Habarurema

Choose license


All rights reserved






 > My courses > RMS622 (I)

  Announcements 




Edit ▾

Edit ▾ 


 Add an activity or resource



 Research Method 

Edit ▾


  Note of Research Method 

Edit ▾ ☒

 Add an activity or resource

 Topic 2 

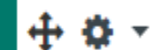
Edit ▾

 Add an activity or resource

 Topic 3 

Edit ▾

Navigation



 Dashboard

 Site home

> Site pages


▾ My courses

▾ RMS622 (I)

> Participants

 Badges

☒ Competencies

 Grades

> General

> Research Method

> Topic 2

> Topic 3

Customize your E-learning & help with E-learning

- In “Edit profile” you can also
 - Decide which information displays on module pages you are enrolled in
 - Add a photo
 - Update your personal information
 - Create links to other websites
- ICT staff will be setting up “help hours” in the ICT lab soon

Assessment for students

- The assignment activity module enables a teacher to communicate tasks, collect work and provide grades and feedback.
-
- Students can submit any digital content (files), such as word-processed documents, spreadsheets, images, or audio and video clips. Alternatively, or in addition, the assignment may require students to type text directly into the text editor. An assignment can also be used to remind students of 'real-world' assignments they need to complete offline, such as art work, and thus not require any digital content. Students can submit work individually or as a member of a group.
 - When reviewing assignments, teachers can leave feedback comments and upload files, such as marked-up student submissions, documents with comments or spoken audio feedback. Assignments can be graded using a numerical or custom scale or an advanced grading method such as a rubric. Final grades are recorded in the gradebook.

My courses > RMS622 (I)

+

Announcements

Edit

+

Add an activity or resource

+

Topic 1

Edit

+

Add an activity or resource

+

Topic 2

Edit

+

Add an activity or resource

+

Topic 3

Edit

+

Add an activity or resource

Navigation



Dashboard

Site home

> Site pages

> My courses

> RMS622 (I)

> Participants

> Badges

> Competencies

> Grades

> General

> Topic 1

> Topic 2

> Topic 3

Add an activity or resource




ACTIVITIES

☒  Assignment

☐  Chat

☐  Choice

☐  Database

☐  External tool

☐  Feedback

☐  Forum

☐  Glossary

The assignment activity module enables a teacher to communicate tasks, collect work and provide grades and feedback.

Students can submit any digital content (files), such as word-processed documents, spreadsheets, images, or audio and video clips. Alternatively, or in addition, the assignment may require students to type text directly into the text editor. An assignment can also be used to remind students of 'real-world' assignments they need to complete offline, such as art work, and thus not require any digital content. Students can submit work individually or as a member of a group.

When reviewing assignments, teachers can leave feedback comments and upload files, such as marked-up student submissions, documents with comments or spoken audio feedback. Assignments can be graded using a numerical or custom

General

Assignment name  

- You must supply a value here.

Description

↴

A ▼

B


I


☰


☰
1
2
3


🔗


🌀


















☐ Display description on course page ?

Additional files ?

Maximum size for new files: Unlimited



 Files



You can drag and drop files here to add them.


▼ Availability

Allow submissions from   3 May 2020 00 00  ☒ Enable

Due date   10 May 2020 00 00  ☒ Enable

Cut-off date   3 May 2020 15 23  ☐ Enable

Remind me to grade by   17 May 2020 00 00  ☒ Enable

☒ Always show description 

Exam or Quiz




The quiz activity enables a teacher to create quizzes comprising questions of various types, including multiple choice, matching, short-answer and numerical. The teacher can allow the quiz to be attempted multiple times, with the questions shuffled or randomly selected from the question bank. A time limit may be set. Each attempt is marked automatically, with the exception of essay questions, and the grade is recorded in the gradebook.

The teacher can choose when and if hints, feedback and correct answers are shown to students.

Quizzes may be used



- As course exams
- As mini tests for reading assignments or at the end of a topic
- As exam practice using questions from past exams
- To deliver immediate feedback about performance
- For self-assessment

[My courses](#) > [RMS622 \(I\)](#)

  [Announcements](#) 



[Edit](#)

[Add an activity or resource](#)

 [Topic 1](#) 



[Edit](#)

[Add an activity or resource](#)

 [Topic 2](#) 



[Edit](#)



[Add an activity or resource](#)

 [Topic 3](#) 

[Edit](#)

[Add an activity or resource](#)

 [Navigation](#) 

[Dashboard](#)

[Site home](#)

[Site pages](#)

[My courses](#)

[RMS622 \(I\)](#)

[Participants](#)

[Badges](#)

[Competencies](#)

[Grades](#)

[General](#)








[Topic 1](#)

[Topic 2](#)

[Topic 3](#)

Add an activity or resource




- ☐  Lesson
- ☐  OpenMeetings
- ☐  Quiz
- ☐  SCORM package
- ☐  Survey
- ☐  Wiki
- ☐  Workshop









Select an activity or resource to view its help. Double-click on an activity or resource name to quickly add it.







Add


Cancel

Name 

Description





☐ Display description on course page 

▼ Timing

Open the quiz



3



May



2020



15



35



Enable

Close the quiz

3



May



2020



15



35



Enable

Time limit



0

minutes



Enable

When time expires








Open attempts are submitted automatically






► Grade


► Layout



Topic 1 


Exam 



 0 of 0 Attempted

Edit ▼  

 Add an activity or resource

Topic 2 

 Add an activity or resource

Topic 3 

Edit ▼


Exam

Editing quiz: Exam ?

Questions: 0 | This quiz is open

Repaginate

Select multiple items



☐ Shuffle ?

Add ▾

+ a new question

+ from question bank

+ a random question

Maximum grade

Save

Total of marks: 0.00


Choose a question type to add





QUESTIONS

☒  Multiple choice


☐  True/False

☐  Matching

☐  Short answer

☐  Numerical







☐  Essay

☐  Calculated

Select a question type to see its description.

Add

Cancel

- ☐ $\frac{2+2}{=?}$ Calculated multichoice
- ☐ $\frac{2+2}{=?}$ Calculated simple
- ☐  Drag and drop into text
- ☐  Drag and drop markers
- ☐  Drag and drop onto image
- ☐  Embedded answers (Cloze)
- ☐  Random short-answer matching
- ☐  Select missing words

Select a question type to see its description.

Add

Cancel

Contact for Support

- +250 788 520 148
- +250 780 171 960
- support@auca.ac.rw